

# 2013 National Gymnastics Festival

## Meet Results





Jan 26-27, 2013

Page: 1  
Printed: 1/26/2013 12:38:45 PM

Women / 7 / Child

Session: 1

Judge's Signatures

Rank	Num	Name	Gym					AA
1	1762	Gianna Delaney	West Valley	9.425 1	9.300 2	9.575 1	9.500 2	37.800 1
2	1763	Emily Lee	West Valley	9.175 8T	9.475 1	9.375 3	9.600 1	37.625 2
3	1767	Nicole Zera	West Valley	9.200 4T	9.000 5	9.450 2	9.400 3	37.050 3
4	1702	Riley Walters	American Gym Club	9.275 3	9.025 4	8.725 8T	8.825 12	35.850 4
5	1709	Absa Fall	Cal Sports	9.075 11	8.900 7	8.375 13	9.075 5	35.425 5
6	1737	Mya Wilson	East Bay	9.100 10	8.700 8	8.275 14T	8.850 11	34.925 6
7	1705	Kelsey Yew	American Gym Club	9.175 8T	9.250 3	7.475 20	9.000 7T	34.900 7
8	1733	Kahlia Ransom	Classic Gymnastics	9.200 4T	8.575 11	8.050 17	9.050 6	34.875 8
9	1747	Audrey Benton	Liberty Gymnastics	8.600 19	8.650 9T	8.700 10T	8.900 9T	34.850 9
10T	1749	Nikki Barbosa	Performance Athletic	8.750 17T	8.925 6	8.275 14T	8.775 14T	34.725 10T
10T	1721	Victoria Valiton	Cal Sports	8.775 16	8.300 14	8.750 7	8.900 9T	34.725 10T
12	1746	Jessica Lee	Gymtowne Gymnastics	9.300 2	8.400 13	7.925 19	8.775 14T	34.400 12
13	1725	Ava Scafani	Cal Star	8.875 15	8.650 9T	8.000 18	8.800 13	34.325 13
14	1759	Haley Espinoza	Tumble Time	8.950 12	7.850 17	8.725 8T	8.700 17	34.225 14
15	1729	Kendra Mah	Champion Gym Academy	8.750 17T	8.000 15	9.275 5	7.700 20	33.725 15
16	1723	Chloe Obert	Cal Star	8.150 20	8.500 12	8.700 10T	8.300 19	33.650 16
17	1745	Katerina Braden	Golden Bear	8.925 13T	7.900 16	8.200 16	8.575 18	33.600 17
18	1716	Patricia McFadden	Cal Sports	8.925 13T	7.025 18	8.700 10T	8.750 16	33.400 18
19	1760	Ciena Alipio	West Valley	9.200 4T	0.000 19T	9.300 4	9.325 4	27.825 19
20	1766	Alyssa Suvorov	West Valley	9.200 4T	0.000 19T	9.150 6	9.000 7T	27.350 20

# 2013 National Gymnastics Festival

## Meet Results





Jan 26-27, 2013

Page: 1  
Printed: 1/26/2013 12:38:58 PM

Women / 7 / Junior

Session: 1

Judge's Signatures

Rank	Num	Name	Gym					AA
1	1744	Megan Wong	Golden Bear	9.100 2T	9.275 2	8.500 6	9.700 1	36.575 1
2	1748	Madison Cassidy	Liberty Gymnastics	9.100 2T	9.525 1	8.400 9	8.875 6	35.900 2
3	1754	Jessica Perez	Performance Athletic	9.075 4	9.050 4	8.925 1	8.800 7T	35.850 3
4	1718	Charlotte Nelson	Cal Sports	8.950 8T	8.700 6	8.775 3	9.200 3	35.625 4
5	1727	Amaya Gutierrez	Champion Gym Academy	8.900 10T	8.650 7	8.475 7	9.225 2	35.250 5
6	1740	Dana Kumamoto	Golden Bear	9.000 6T	9.100 3	8.425 8	8.525 12	35.050 6
7T	1712	Jordan Johnson	Cal Sports	9.050 5	8.150 11	8.800 2	8.650 10	34.650 7T
7T	1713	Kaitlyn Krall	Cal Sports	8.525 15	8.950 5	8.675 4	8.500 13	34.650 7T
9	1730	Alexia Otterstedt	Champion Gym Academy	9.225 1	7.900 12	8.625 5	8.550 11	34.300 9
10	1743	Kayli Stowe	Golden Bear	8.825 12	8.625 8	7.475 11T	8.975 5	33.900 10
11	1715	Jazzlyn Matthews	Cal Sports	9.000 6T	7.800 13	7.350 14	9.000 4	33.150 11
12	1724	Camille Obert	Cal Star	8.575 14	8.350 10	7.125 15	8.200 16	32.250 12
13	1717	Claire Monahan	Cal Sports	8.900 10T	7.350 14T	6.950 16	8.750 9	31.950 13
14T	1707	Asha Bunyan	Cal Sports	8.300 16	7.350 14T	7.475 11T	8.800 7T	31.925 14T
14T	1755	Julia McKairnes	Rohnert Park	8.200 17	8.500 9	6.850 17	8.375 14	31.925 14T
16	1751	Sophia Maino	Performance Athletic	8.675 13	6.700 17	8.375 10	8.150 17	31.900 16
17	1708	Savanah Chavarria	Cal Sports	8.950 8T	7.000 16	7.425 13	8.250 15	31.625 17
18	1731	Grace Rydjord	Champion Gym Academy	8.100 18	0.000 18T	6.800 18	8.075 18	22.975 18
19	1739	Olivia Johnson	Golden Bear	0.000 19	0.000 18T	0.000 19	0.000 19	0.000 19

# 2013 National Gymnastics Festival

## Meet Results





Jan 26-27, 2013

Page: 1  
Printed: 1/26/2013 12:39:10 PM

Women / 7 / Senior

Session: 1

Judge's Signatures





Rank	Num	Name	Gym					AA
1	1765	Sophia Smith	West Valley	9.000 8	9.125 2	9.450 1	8.975 7	36.550 1
2	1728	Abigail Hickenbottom	Champion Gym Academy	8.625 14	9.375 1	9.250 2	9.025 5T	36.275 2
3	1750	Savannah Croutcher	Performance Athletic	9.450 1	9.000 3T	8.500 6	9.300 2	36.250 3
4	1752	Kate Miller	Performance Athletic	9.225 5	8.650 8	9.200 3	8.875 9	35.950 4
5	1701	Alison Sheng	American Gym Club	9.325 4	9.000 3T	8.400 7	9.175 3	35.900 5
6	1742	Eden Moore	Golden Bear	9.350 3	8.400 10	8.000 10	9.025 5T	34.775 6
7	1735	Erika Pulliam	Classic Gymnastics	9.400 2	8.575 9	7.575 13	9.125 4	34.675 7
8	1741	Natalie Meacham	Golden Bear	8.900 11	7.350 17	8.625 5	9.375 1	34.250 8
9	1700	Raina Serrano	American Gym Club	8.925 10	8.150 12	8.250 9	8.575 12	33.900 9
10	1710	Miranda Hayes	Cal Sports	8.250 17T	7.800 13T	8.850 4	8.950 8	33.850 10
11	1704	Mika Wong	American Gym Club	9.150 6	8.775 6	8.300 8	7.600 18	33.825 11
12	1703	Stirling Wong	American Gym Club	8.700 12	8.300 11	7.775 12	8.425 15	33.200 12
13	1732	Jada Haynes	Classic Gymnastics	8.600 15T	8.700 7	6.900 18	8.475 14	32.675 13
14	1738	Iraa Guleria	Gold Star	9.025 7	7.300 18	7.375 15	8.100 16	31.800 14
15	1736	Ariane Skeggs	Diablo Gymnastics	8.650 13	6.750 19	7.150 17	8.500 13	31.050 15
16	1720	Carmen Urtecho	Cal Sports	8.250 17T	7.600 16	7.325 16	7.550 19	30.725 16
17	1722	Eva Waterman	Cal Sports	7.950 19	7.700 15	7.500 14	7.500 20	30.650 17
18	1714	Niki Kruk	Cal Sports	7.750 20	7.800 13T	6.200 20	8.600 10T	30.350 18
19	1706	Jessica Barrows	Cal Sports	8.600 15T	6.700 20	6.500 19	8.075 17	29.875 19
20	1768	Nia Guevara	Gymtowne Gymnastics	8.950 9	0.000 21	0.000 21	8.600 10T	17.550 20
21	1758	Chloe Tacata	Rohnert Park	0.000 21	8.900 5	7.800 11	0.000 21	16.700 21

# 2013 National Gymnastics Festival

## Team Results

Jan 26-27, 2013

Page: 1  
 Printed: 1/26/2013 12:39:24 PM  
 Women / 7 / All Ages  
 Session: 1





Rank	Gym	Team	Score				
1	West Valley	X	112.700	27.825 1	27.900 1	28.475 1	28.500 1
	1762 Gianna Delaney			9.425	9.300	9.575	9.500
	1767 Nicole Zera			9.200		9.450	9.400
	1760 Ciena Alipio			9.200			
	1763 Emily Lee				9.475		9.600
	1765 Sophia Smith				9.125	9.450	
2	Performance Athletic	X	108.325	27.750 3	26.975 4	26.625 3	26.975 5
	1750 Savannah Croutcher			9.450	9.000	8.500	9.300
	1752 Kate Miller			9.225		9.200	8.875
	1754 Jessica Perez			9.075	9.050	8.925	8.800
	1749 Nikki Barbosa				8.925		
3	Golden Bear	X	108.100	27.450 4	27.000 3	25.550 5	28.100 2
	1742 Eden Moore			9.350			9.025
	1744 Megan Wong			9.100	9.275	8.500	9.700
	1740 Dana Kumamoto			9.000	9.100	8.425	
	1743 Kayli Stowe				8.625		
	1741 Natalie Meacham					8.625	9.375
4	American Gym Club	X	107.475	27.775 2	27.275 2	25.425 6	27.000 4
	1701 Alison Sheng			9.325	9.000	8.400	9.175
	1702 Riley Walters			9.275	9.025	8.725	8.825
	1705 Kelsey Yew			9.175	9.250		9.000
	1704 Mika Wong					8.300	
5	Cal Sports	X	107.375	27.125 6	26.550 5	26.425 4	27.275 3
	1709 Absa Fall			9.075	8.900		9.075
	1712 Jordan Johnson			9.050		8.800	
	1715 Jazzlyn Matthews			9.000			9.000
	1713 Kaitlyn Krall				8.950		
	1718 Charlotte Nelson				8.700	8.775	9.200
	1710 Miranda Hayes					8.850	

# 2013 National Gymnastics Festival

## Team Results

Jan 26-27, 2013

Page: 2  
 Printed: 1/26/2013 12:39:25 PM  
 Women / 7 / All Ages  
 Session: 1

Rank	Gym	Team	Score				
6	Champion Gym Academy	X	106.850	26.875 7	26.025 6	27.150 2	26.800 6
	1730 Alexia Otterstedt			9.225		8.625	8.550
	1727 Amaya Gutierrez			8.900	8.650		9.225
	1729 Kendra Mah			8.750	8.000	9.275	
	1728 Abigail Hickenbottom				9.375	9.250	9.025
7	Classic Gymnastics	X	102.225	27.200 5	25.850 7	22.525 7	26.650 7
	1735 Erika Pulliam			9.400	8.575	7.575	9.125
	1733 Kahlia Ransom			9.200	8.575	8.050	9.050
	1732 Jada Haynes			8.600	8.700	6.900	8.475