





2013 National Gymnastics Festival

Meet Results

Jan 26-27, 2013

Page: 1
 Printed: 1/27/2013 11:56:50 AM
 Women / B / Ages 9-10
 Session: 4
 Judge's Signatures

Rank	Num	Name	Gym					AA
1	4014	Julia Toti	Accel Gymnastics	9.050 2	9.200 3	9.000 1T	9.300 1T	36.550 1
2	4020	Megan Lee	Gymtowne Gymnastics	8.650 5T	9.250 2	9.000 1T	9.300 1T	36.200 2
3	4008	Abigail Miller	Accel Gymnastics	9.000 3T	9.175 4	8.725 5	9.050 3	35.950 3
4	4003	Natalie Graham	Accel Gymnastics	9.300 1	9.300 1	8.425 9	8.425 8T	35.450 4
5	4016	Anna Cramer	Gymtowne Gymnastics	8.650 5T	9.000 9	8.775 4	8.375 10	34.800 5
6	4015	Genevieve Bencze	Gymtowne Gymnastics	8.000 10	9.025 8	8.850 3	8.900 4	34.775 6
7	4004	Rosella Graham	Accel Gymnastics	9.000 3T	9.100 5	8.125 12	8.475 7	34.700 7
8	4011	Sophia Qaqundah	Accel Gymnastics	8.400 8	9.050 6T	8.550 8	8.250 13	34.250 8
9	4002	Katie Dougherty	Accel Gymnastics	8.050 9	8.700 12	8.375 10	8.625 5	33.750 9
10	4022	Anna Steinberg	Gymtowne Gymnastics	8.600 7	8.850 11	7.350 13	8.425 8T	33.225 10
11	4021	Tessa Mahon	Gymtowne Gymnastics	7.250 12	9.050 6T	8.600 7	8.300 12	33.200 11
12	4017	Nadia Fedotova	Gymtowne Gymnastics	7.150 13	8.950 10	8.650 6	8.350 11	33.100 12
13	4013	Hailey Swedberg	Accel Gymnastics	7.350 11	7.150 13	8.200 11	8.575 6	31.275 13



2013 National Gymnastics Festival

Meet Results

Jan 26-27, 2013





Page: 1

Printed: 1/27/2013 11:58:03 AM

Women / B / Ages 11+

Session: 4

Judge's Signatures

Rank	Num	Name	Gym					AA
1	4009	Addison Mullins	Accel Gymnastics	9.450 1	9.350 2	9.325 1	9.000 4	37.125 1
2	4001	Athina Costelli	Accel Gymnastics	9.150 4	9.250 4	9.100 2	9.550 1	37.050 2
3	4018	Analiese Lakey	Gymtowne Gymnastics	9.300 2	9.300 3	8.800 5	9.400 2	36.800 3
4	4005	Camila Guinazu	Accel Gymnastics	9.200 3	9.475 1	9.000 4	8.750 6	36.425 4
5	4000	Sasha Berkin	Accel Gymnastics	9.050 5	8.850 7	9.050 3	9.300 3	36.250 5
6	4019	Maxine Lanier	Gymtowne Gymnastics	8.900 6	9.100 5	8.700 7	8.925 5	35.625 6
7	4138	Anne Cresson	Gymtowne Gymnastics	8.800 7	9.050 6	8.275 9	8.350 9	34.475 7
8	4012	Elizabeth Sullivan	Accel Gymnastics	8.000 9	8.200 9	8.775 6	8.725 7	33.700 8
9	4006	Haley Hahn	Accel Gymnastics	8.400 8	8.350 8	8.300 8	8.375 8	33.425 9







2013 National Gymnastics Festival

Team Results

Jan 26-27, 2013

Page: 1
 Printed: 1/27/2013 11:58:47 AM
 Women / B / All Ages
 Session: 4

Rank	Gym	Team	Score				
1	Accel Gymnastics	X	111.700	27.950	28.125	27.475	28.150
				1	1	1	1
	4009 Addison Mullins			9.450	9.350	9.325	
	4003 Natalie Graham			9.300	9.300		
	4005 Camila Guinazu			9.200	9.475		
	4001 Athina Costelli					9.100	9.550
	4000 Sasha Berkin					9.050	9.300
	4014 Julia Toti						9.300
2	Gymtowne Gymnastics	X	108.925	27.000	27.650	26.650	27.625
				2	2	2	2
	4018 Analiese Lakey			9.300	9.300	8.800	9.400
	4019 Maxine Lanier			8.900	9.100		8.925
	4138 Anne Cresson			8.800			
	4020 Megan Lee				9.250	9.000	9.300
	4015 Genevieve Bencze					8.850	



2013 National Gymnastics Festival

Meet Results





Jan 26-27, 2013

Page: 1
Printed: 1/27/2013 12:17:26 PM

Women / S / Junior

Session: 4

Judge's Signatures

Rank	Num	Name	Gym					AA
1	4107	Anna Frias	Cal-Sport Great Oaks	7.900 7T	9.000 8T	9.150 1	8.700 6	34.750 1
2	4124	Olivia Ducote	Cal-Sport Cambrianna	8.000 5T	9.175 4	8.550 9T	8.725 5	34.450 2
3	4141	Youki Miyoshi	Gymtowne Gymnastics	7.700 11	9.050 6T	9.100 2	8.550 8T	34.400 3
4T	4129	Maya Miller	Cal-Sport Cambrianna	7.650 12	9.400 1	8.750 7	8.500 10T	34.300 4T
4T	4134	Layna Jacob	Champion Gym Academy	8.150 1	8.900 11	8.850 5	8.400 12	34.300 4T
6	4140	Graycie Mahon	Gymtowne Gymnastics	7.900 7T	8.350 16	9.000 3T	8.850 2	34.100 6
7	4111	Alicia Tsai	Cal-Sport Great Oaks	8.100 2	8.600 13	8.675 8	8.550 8T	33.925 7
8	4133	Kiara Stromberg	Cal-Sport Cambrianna	7.900 7T	9.200 3	9.000 3T	7.800 20	33.900 8
9	4131	Kelly Schoenstein	Cal-Sport Cambrianna	7.450 14	9.225 2	8.550 9T	8.650 7	33.875 9
10	4106	Ashley Esrey	Cal-Sport Great Oaks	7.750 10	8.300 17	8.800 6	8.775 4	33.625 10
11	4127	Alison Keane	Cal-Sport Cambrianna	7.200 17	8.950 10	8.250 14T	8.800 3	33.200 11
12	4146	Kaileigh Willis	Gymtowne Gymnastics	8.050 3T	7.350 23	8.550 9T	9.150 1	33.100 12
13	4117	Raenen Hansen	Cal Sports - Race	7.000 19	9.000 8T	8.425 13	8.000 18T	32.425 13
14	4142	Tessa Payne	Gymtowne Gymnastics	8.000 5T	8.250 18T	7.750 18	8.325 13	32.325 14
15	4122	Caroline Wagner	Cal Sports - Race	7.500 13	8.050 20	8.525 12	8.225 15	32.300 15
16	4132	Talia Solovei	Cal-Sport Cambrianna	6.650 20	9.050 6T	8.200 16	8.250 14	32.150 16
17	4144	Ellie Rembert-Poore	Gymtowne Gymnastics	7.100 18	8.550 14	8.250 14T	8.100 17	32.000 17
18	4128	Narumi Marsh	Cal-Sport Cambrianna	7.250 16	8.250 18T	8.100 17	8.125 16	31.725 18
19	4139	Julia Kuschner	Gymtowne Gymnastics	8.050 3T	9.150 5	7.000 23	7.175 22	31.375 19
20	4112	Kirsten Valmonte	Cal-Sport Great Oaks	6.600 21	8.450 15	7.650 19	8.500 10T	31.200 20
21	4116	Gracie Hammers	Cal Sports - Race	7.400 15	8.850 12	7.450 21	7.150 23	30.850 21
22	4119	Genevieve Lytle	Cal Sports - Race	6.000 22	7.900 22	7.275 22	8.000 18T	29.175 22







2013 National Gymnastics Festival

Meet Results

Jan 26-27, 2013

Page: 2
Printed: 1/27/2013 12:17:26 PM

Women / S / Junior
Session: 4

Rank	Num	Name	Gym					AA
23	4105	Ria Dutta	Cal-Sport Great Oaks	0.000 23	7.950 21	7.575 20	7.225 21	22.750 23



2013 National Gymnastics Festival

Meet Results





Jan 26-27, 2013

Page: 1
Printed: 1/27/2013 12:17:54 PM

Women / S / Senior

Session: 4

Judge's Signatures

Rank	Num	Name	Gym					AA
1	4143	Madison Perkins	Gymtowne Gymnastics	9.100 1	8.700 13	9.200 1	9.250 2	36.250 1
2	4135	Emma Bellino	Gymtowne Gymnastics	9.000 2	8.600 16T	9.000 3	8.775 8	35.375 2
3	4136	Natalie Bellino	Gymtowne Gymnastics	8.850 3	8.850 8T	8.500 9	9.150 3T	35.350 3
4	4101	Miranda Fernandez	Accel Gymnastics	8.350 6	9.300 3	8.425 10	9.150 3T	35.225 4
5	4102	Kay Silveria	Accel Gymnastics	7.900 13	9.550 2	8.350 11	9.350 1	35.150 5
6	4103	Nylah Taylor-Eckford	Accel Gymnastics	8.150 8	9.575 1	8.325 12	8.900 6	34.950 6
7	4100	Catilin Callegari	Accel Gymnastics	8.250 7	9.050 5T	8.525 8	8.850 7	34.675 7
8	4109	Elizabeth Mason	Cal-Sport Great Oaks	7.550 20	8.850 8T	8.725 6	9.050 5	34.175 8
9	4115	Siena Da Costa Pinto	Cal Sports - Race	8.650 4	9.100 4	8.150 18	8.250 16	34.150 9
10	4104	Myranda Cowan	Cal-Sport Great Oaks	7.600 17T	8.850 8T	9.025 2	8.625 10	34.100 10
11	4118	Rebecca Jiang	Cal Sports - Race	8.000 11T	8.800 12	8.200 16T	8.650 9	33.650 11
12	4126	McKinlay Graham	Cal-Sport Cambrianna	7.850 14	9.050 5T	8.750 5	7.825 19	33.475 12
13	4110	Natalie Panoutsos	Cal-Sport Great Oaks	7.700 16	8.650 14T	8.250 13T	8.500 14	33.100 13
14	4113	Sarah Wallace	Cal-Sport Great Oaks	7.450 22	8.650 14T	8.200 16T	8.600 11	32.900 14
15	4121	Nikita Tewari	Cal Sports - Race	8.400 5	8.600 16T	7.325 21	8.550 12	32.875 15
16	4125	Isabel Ducote	Cal-Sport Cambrianna	7.600 17T	8.050 21	8.650 7	8.525 13	32.825 16
17	4137	Julianna Bencze	Gymtowne Gymnastics	8.050 10	8.150 20	8.100 19	8.450 15	32.750 17
18	4145	Natalie Simrock	Gymtowne Gymnastics	8.100 9	8.500 18	8.250 13T	7.600 21	32.450 18
19	4120	Molly Taylor	Cal Sports - Race	7.750 15	8.400 19	8.250 13T	7.750 20	32.150 19
20	4114	Meredith Birdsong	Cal Sports - Race	8.000 11T	7.800 22	8.850 4	7.450 22	32.100 20
21	4130	Emily Nakken	Cal-Sport Cambrianna	7.600 17T	8.950 7	7.200 22	8.000 17T	31.750 21
22	4108	Victoria Greathurst	Cal-Sport Great Oaks	7.500 21	8.850 8T	7.350 20	8.000 17T	31.700 22







2013 National Gymnastics Festival

Team Results

Jan 26-27, 2013

Page: 1
 Printed: 1/27/2013 12:18:06 PM
 Women / S / All Ages
 Session: 4

Rank	Gym	Team	Score				
1	Gymtowne Gymnastics	X	108.850	26.950 1	27.050 3	27.300 1	27.550 1
	4143 Madison Perkins			9.100		9.200	9.250
	4135 Emma Bellino			9.000		9.000	
	4136 Natalie Bellino			8.850	8.850		9.150
	4139 Julia Kuschner				9.150		
	4141 Youki Miyoshi				9.050	9.100	
	4146 Kaileigh Willis						9.150
2	Accel Gymnastics	X	105.875	24.750 3	28.425 1	25.300 5	27.400 2
	4101 Miranda Fernandez			8.350	9.300	8.425	9.150
	4100 Catilin Callegari			8.250		8.525	
	4103 Nylah Taylor-Eckford			8.150	9.575		8.900
	4102 Kay Silveria				9.550	8.350	9.350
3	Cal-Sport Cambrianna	X	104.250	23.750 4T	27.825 2	26.500 3	26.175 4
	4124 Olivia Ducote			8.000			8.725
	4133 Kiara Stromberg			7.900	9.200	9.000	
	4126 McKinlay Graham			7.850		8.750	
	4129 Maya Miller				9.400	8.750	
	4131 Kelly Schoenstein				9.225		8.650
	4127 Alison Keane						8.800
4	Cal-Sport Great Oaks	X	103.950	23.750 4T	26.700 5	26.975 2	26.525 3
	4111 Alicia Tsai			8.100			
	4107 Anna Frias			7.900	9.000	9.150	8.700
	4106 Ashley Esrey			7.750		8.800	8.775
	4109 Elizabeth Mason				8.850		9.050
	4104 Myranda Cowan				8.850	9.025	







2013 National Gymnastics Festival

Team Results

Jan 26-27, 2013

Page: 2
 Printed: 1/27/2013 12:18:06 PM
 Women / S / All Ages
 Session: 4

Rank	Gym	Team	Score				
5	Cal Sports - Race	X	103.250	25.050	26.950	25.800	25.450
				2	4	4	5
	4115 Siena Da Costa Pinto			8.650	9.100		8.250
	4121 Nikita Tewari			8.400			8.550
	4118 Rebecca Jiang			8.000			8.650
	4117 Raenen Hansen				9.000	8.425	
	4116 Gracie Hammers				8.850		
	4114 Meredith Birdsong					8.850	
	4122 Caroline Wagner					8.525	

